

Delta Trimless Base TWIN PRO12 / D2W / AC7

Project Ref _____

Item Ref _____



Luminaire Details

Type	TWIN Plaster-in Fixed Downlight
IP Rating	IP54 (Bathroom Zones 1&2) IP65 Option
Warranty	FIVE Years
Class	PRO12 / D2W Class III
	AC7 Class II
Construction	CNC Machined Extruded Aluminium
Finish	RAL9010 Fine Texture
Standard	BS EN 60598
Country of Manufacture:	UK

Bezel Temp Compliance

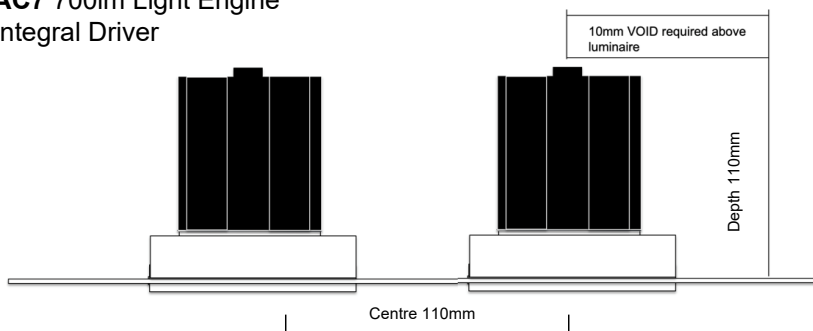
Light Engine Details

Driver	AC7	PRO12	D2W Dim to Warm
CCT Range	Integral	Remote	Remote
	2700K, 3000K	2700K, 3000K	100% = 2700K,
	4000K	4000K	<5% = 1800K
Engine Delivered Lumens	750lm	1200lm	950lm
Power (Total Circuit Watts)	9.5W	12.8W	12.4W
Efficacy Part L1	79lm/w	94lm/w	77lm/w
Beam Options	12°, 24°, 38°	12°, 24°, 38°	24°, 40°
CRI	Ra95	Ra95	Ra95
Drive Current	N/A	350mA	350mA
Min FV (Max FV)	N/A	32.5v (37.6v)	37v typ
Life-time	>50,000hrs	>50,000hrs	>50,000hrs
	tp75° L70B50	tp90° L90B50	tp75° L70B10

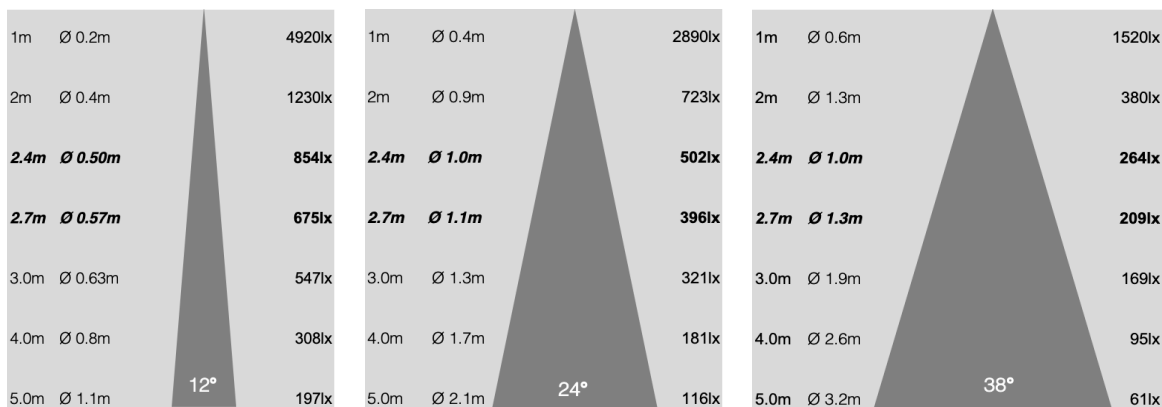
Luminaire Dimensions

Light Engine Performance

AC7 700lm Light Engine
Integral Driver



Cut Out Ø: 95mm (Starrett FCH0334) 110mm Centre
 Bezel Ø: 75mm
 Skim Plate Ø: 145 x 255mm
 Depth: 110mm



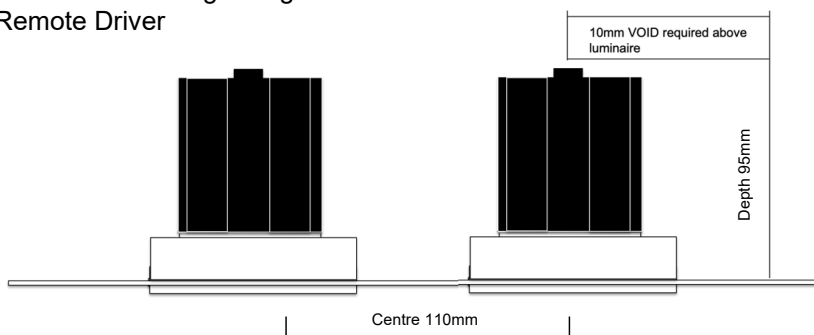
Delta Trimless Base TWIN PRO12 / D2W / AC7



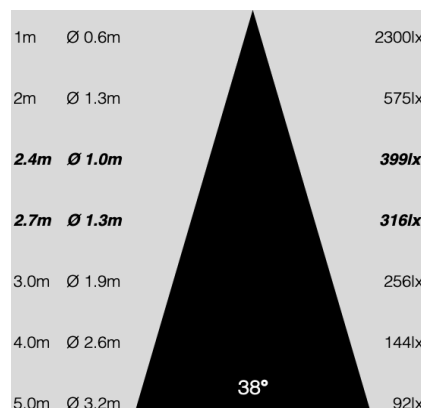
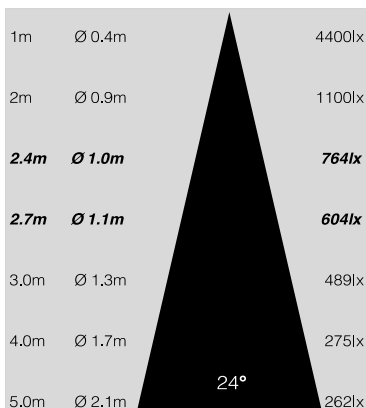

Luminaire Dimensions

Light Engine Performance

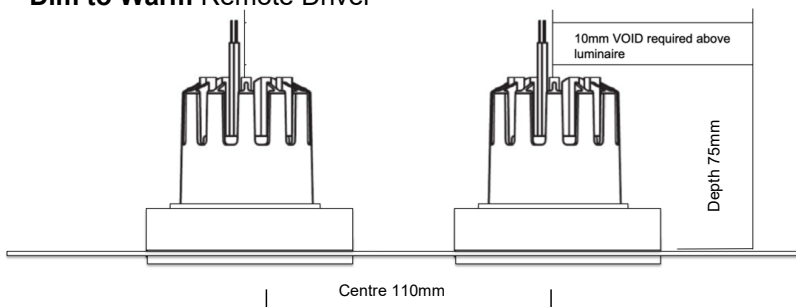
PRO12 1200lm Light Engine Remote Driver



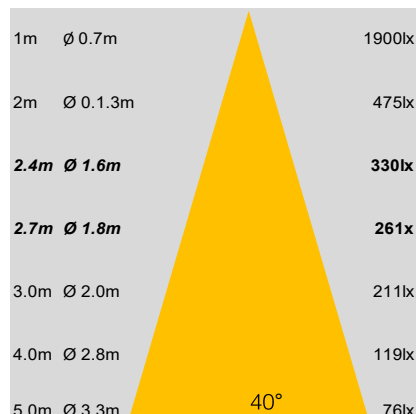
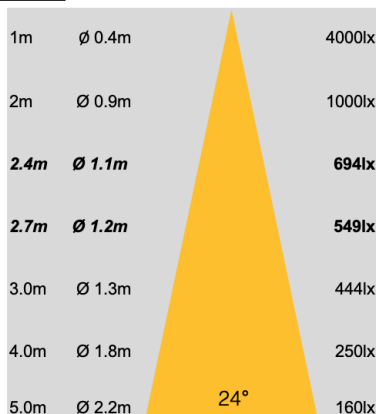
Cut Out Ø: 2 x 95mm (Starrett FCH0334) 110mm centre
 Bezel Ø: 75mm
 Skim Plate Ø: 145 x 225mm
 Depth: 95mm



D2W 950lm Light Engine Dim to Warm Remote Driver



Cut Out Ø: 2 x 95mm (Starrett FCH0334) 110mm centre
 Bezel Ø: 75mm
 Skim Plate Ø: 145mm
 Depth: 75mm




Delta Trimless Base TWIN PRO12 / D2W / AC7



Driver Details

	AC7 Integral	PRO12 / D2W OM Osram OTE13	PRO12 / D2W OD Osram OTIDALI15
Power	9.5w	13w	15w
Drive Current	N/A	350mA	150-1050mA Programmed to 350mA
FV	N/A	18-38v	7.5-54v
Power factor	0.9	0.95	0.95
Standards	EN 62031 EN 62471 EN 61547 EN 55015 EN 60598-1 EN 60598-2-2 EN 61000-3-2 EN 61000-3-3	EN 61347 EN 61347-2-13 EN 61547 EN 62384 EN 61000-3-2 EN 61000-3-3 CISPR-15	EN 61347 EN 61347-2-13 EN 62384 EN 61000-3-2 EN 61000-3-3
Ambient Temp Range	-20° - +40°	-20° - +55°	-20° - +55°
Max units per MCB	B10A B16A B20A 60 100 120 C10A C16A C20A 120 200 240	B10A B16A 82 130	B10A B16A 82 130
Dimming			
Protocols Supported	Phase cut. Leading / Trailing edge	Phase cut. Leading / Trailing edge	DALI / Touch DIM
Dimming Range	100% - 1%	100% - 0.1%	100% - 1%
Compatibility			
Lutron	Homeworks QSNE-4A Grafik Eye QS <i>with ELV Module</i> RA2 Select	Homeworks QSNE-4A / LQSE-4A Grafik Eye QS <i>with ELV Module</i> RA2 Select	Homeworks LQSE-2DAL-D Grafik Eye INTEGRALE
CASAMBI	CBU-TED	CBU-TED	CBU-ASD
Rotary Module	Varilight V-Pro	Varilight V-Pro	Jung 240DPE



Ordering Information

Example: **DTB2.W.BB/PRO12.38.927/OM/F/CF**

Bezel			Light Engine			Driver		Accessories
Bezel	Bezel Colour	Baffle Colour	Light Engine	Beam Angle	Colour Temperature	Light Engine	Driver	
DTB2	W (White*)	BB (Black**)	AC7	12°	927 (2700K)	AC7	N/A Integral Mains Dim Driver	F Fire Rating Collar
	B (Black**)	WB (White*)	PRO12	24°	930 (3000K)			CF Click Flow Connector
	C (Copper)	CB (Copper)		38°	940 (4000K)	PRO12	OM Osram Mains Dim	IP IP65 Upgrade (Fixed only)
	G (Gold)	GB (Gold)				D2W	OD Osram DALI	HNY Honeycomb Louvre
	BZ (Bronze)	BZB (Bronze)	D2W	24°	D2W (2700-1800K)		TD Tridonic DALI	BS Beam Softening Lens
	RAL (RAL)	RALB (RAL)		40°			TC Tridonic Casambi	EMG 3hr Emergency Conversion

* White: RAL9010
** Black RAL9005

Colourbox Studio Ltd

52 St Mary's Road
Faversham
Kent
ME13 8EH



Tel: +44 (0) 1795 505370
Email: info@colourbox.studio

www.colourbox.studio