

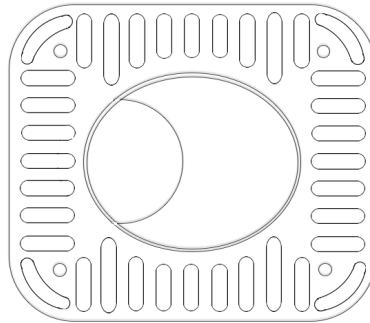
Project Ref:

Item Ref:

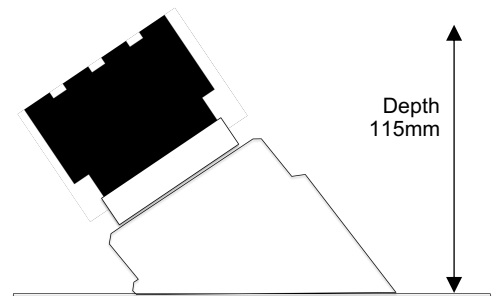
GTW Ghost Trimless Wallwash

75x91mm Fixed Architectural Downlight

Spectrum




Cut Out: 95x120mm
Outer Diameter: Ø75x91mm



Depth
115mm

Luminaire Details

Type	Fixed Architectural Downlight
Light Source	Spectrum Pure LED Light Engine Spectrum Ambient LED Light Engine
IP Rating	IP54 (Bathroom Zones 1&2)
Fire Rating	Optional with Envirograf accessory see page 2
Warranty	Five Years
Class	SELV Class III
Construction	Machined aluminium
Bezel Finish	White RAL9010 fine texture
Bezel Options	Black, Bronze, Copper RAL finish to order



Dimensions

Cut Out	95x120mm
Visible Diameter	Ø75x91mm
Skim Plate Width	145mm
Skim Plate Length	165mm
Clearance	10mm above 50mm from edge of cut out

Installation Notes

Do NOT cover with insulation.
Plaster-in installation.
Please ensure installer is familiar with this method.

Light Engine Details

Spectrum Pure

LED	Bridgelux Thrive
Power	12.4w
Engine Lumens	1200lm
Colour Temp	2700K 3000K 4000K
Optic	Asymmetric Beam (38° + Diffuser Lens)
CRI	Ra98 (R9: 99)
Rated Life	tp90° >50,000hrs L90B10

Spectrum Ambient

LED	Bridgelux Vesta
Power	12.4w
Engine Lumens	1200lm
Colour Temp	Warm Dim 1800-3000K
Optic	Asymmetric Beam (38° + Diffuser Lens)
CRI	Ra97 (R9: 99)
Rated Life	tp90° >50,000hrs L90B10

Driver Details

Mains Dim	Osram OTe13 350mA 35v Remote mounted Pre-wired with 0.35m LS0H mains cable
-----------	--

DALI	350mA 35v Remote mounted
------	-----------------------------

Casambi	350mA 35v Remote mounted
---------	-----------------------------

NB: To check current dimming compatibility contact us at info@colourbox.studio.

Colourbox Studio Ltd

52 St Mary's Road Faversham Kent ME13 8EH
Tel: 01795 505370 Email: info@colourbox.studio

GTW Ghost Trimless Wallwash

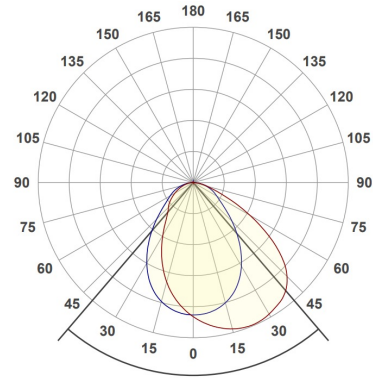
75x91mm Fixed Architectural Downlight

Spectrum

Beam Diagrams

Distance from wall	0.6m	0.9m	1.2m
Suggested spacing	1.2m	1.5m	1.8m
Distance from ceiling			
0.5m	400lx	159lx	63lx
1.0m	174lx	162lx	120lx
1.5m	82lx	85lx	86lx
2.0m	51lx	63lx	56lx
2.5m	28lx	36lx	41lx
3.0m	21lx	26lx	30lx

Polar Curve




Fire Rating Accessory

F Fire Collar IDR53117
 Manufacturer Envirograf
 Technology Intumescent 60mins
 Installation Factory fitted. Can be retro-fitted.

Electrical Accessory

CF Click Flow Plug/Play Connector



Product Configurator

Bezel		Light Engine			Driver		Accessories	
Bezel	Bezel Colour	Light Engine	Beam	Colour Temperature	OM	Osram Mains Dim	F	Fire Collar
	W (RAL9010)	Pure PUR	38°	927 (2700K)	D	DALI	CF	Click Flow Connector
GTW	B (RAL9005)	Ambient AMB		930 (3000K)	TC	Tridonic Casambi	EMG	3hr Emergency Conversion
	C (Copper)			940 (4000K)				
	BZ (Bronze)			1830 (1800-3000K)				
	RAL (RAL)							
Example: GTW.W/		PUR.38.927/			OM/		F/BSL	