

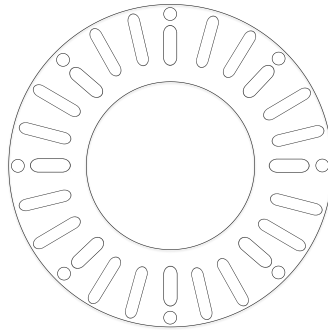
Project Ref:

Item Ref:

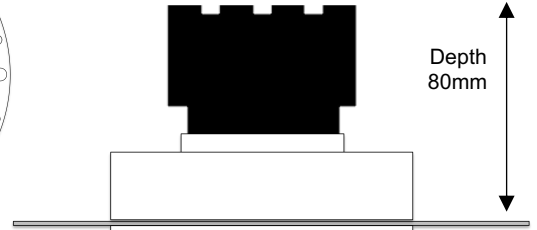
# GTF Ghost Trimless Flush

75mm Fixed Architectural Downlight

Spectrum



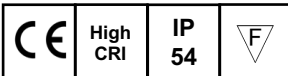
Cut Out: Ø95mm  
Outer Diameter: Ø75mm



Depth  
80mm

## Luminaire Details

Type	Fixed Architectural Downlight
Light Source	Spectrum Pure LED Light Engine Spectrum Ambient LED Light Engine
IP Rating	IP54 (Bathroom Zones 1&2)
Fire Rating	Optional with Envirograf accessory see page 2
Warranty	Five Years
Class	SELV Class III
Construction	Machined aluminium
Bezel Finish	White RAL9010 fine texture
Bezel Options	Black, Bronze, Copper RAL finish to order



## Light Engine Details

### Spectrum Pure

LED	Bridgelux Thrive
Power	12.4w
Engine Lumens	1200lm
Colour Temp	2700K 3000K 4000K
Optic	110° Beam (38° + Diffuser Lens)
CRI	Ra98 (R9: 99)
Rated Life	tp90° >50,000hrs L90B10

### Spectrum Ambient

LED	Bridgelux Vesta
Power	12.4w
Engine Lumens	1200lm
Colour Temp	Warm Dim 1800-3000K
Optic	110° Beam (38° + Diffuser Lens)
CRI	Ra97 (R9: 99)
Rated Life	tp90° >50,000hrs L90B10

## Dimensions

Cut Out	Ø95mm
Visible Diameter	Ø75mm
Skim Plate Diameter	Ø145mm
Hole Saw	Starrett FCH0334
Clearance	10mm above 50mm from edge of cut out

## Installation Notes

Do NOT cover with insulation.  
Plaster-in installation.  
Please ensure installer is familiar with this method.

## Driver Details

Mains Dim	Osram OTe13 350mA 35v Remote mounted Pre-wired with 0.35m LS0H mains cable
DALI	350mA 35v Remote mounted
Casambi	350mA 35v Remote mounted
NB:	To check current dimming compatibility contact us at <a href="mailto:info@colourbox.studio">info@colourbox.studio</a> .

## Colourbox Studio Ltd

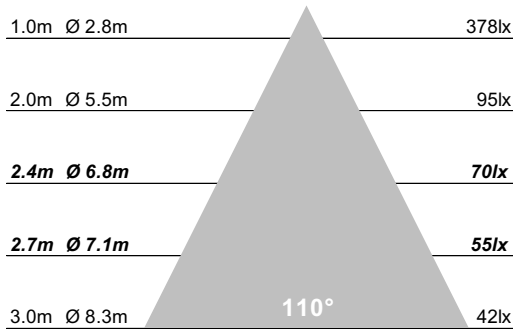
52 St Mary's Road Faversham Kent ME13 8EH  
Tel: 01795 505370 Email: [info@colourbox.studio](mailto:info@colourbox.studio)

# GTF Ghost Trimless Flush

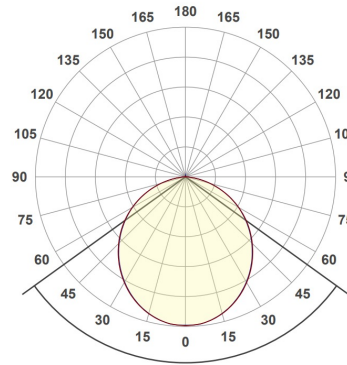
75mm Fixed Architectural Downlight

Spectrum

## Beam Diagrams



## Polar Curve

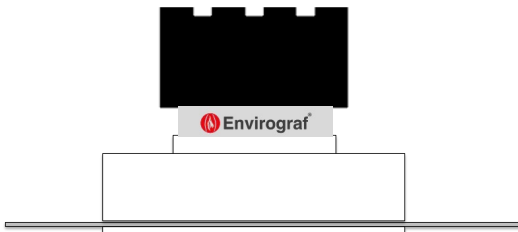


## Fire Rating Accessory

F Fire Collar IDR53117  
 Manufacturer Envirograf  
 Technology Intumescent 60mins  
 Installation Factory fitted. Can be retro-fitted.

## Electrical Accessory

CF Click Flow Plug/Play Connector



## Product Configurator

Bezel		Light Engine			Driver		Accessories	
Bezel	Bezel Colour	Light Engine	Beam	Colour Temperature	OM	Osram Mains Dim	F	Fire Collar
	W (RAL9010)	Pure PUR	38°	927 (2700K)	D	DALI	CF	Click Flow Connector
	B (RAL9005)	Ambient AMB		930 (3000K)	TC	Tridonic Casambi	EMG	3hr Emergency Conversion
GTF	C (Copper)			940 (4000K)				
	BZ (Bronze)			1830 (1800-3000K)				
	RAL (RAL)							
Example: GTF.W/		PUR.38.927/			OM/		F/BSL	