

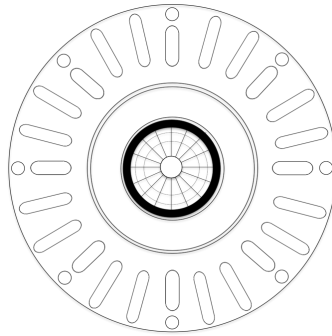
Project Ref:

Item Ref:

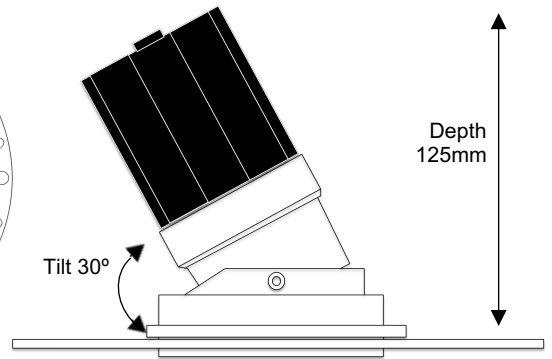
DTT Delta Trimless Tilt

75mm Adjustable Architectural Downlight

AC7



Cut Out: Ø95mm
Visible Diameter: Ø75mm




Luminaire Details

| | |
|----------------|--|
| Type | Adjustable Architectural Downlight |
| Light Source | AC7 LED light engine with integral mains dim driver |
| IP Rating | IP54 (Bathroom Zones 1&2) |
| Fire Rating | Optional with Envirograf accessory see page 2 |
| Warranty | Five Years |
| Construction | Machined steel and aluminium |
| Bezel Finish | White RAL9010 fine texture |
| Bezel Options | Black, Bronze, Copper RAL finish to order |
| Baffle Finish | Black RAL9005 |
| Baffle Options | White RAL9010, Bronze, Copper RAL finish to order |

Light Engine Details

| | |
|---------------|--|
| AC7 | |
| Driver | Integral Mains Dim |
| Class | Class II |
| Power | 9.5w |
| Engine Lumens | 750lm |
| Colour Temp | 2700K 3000K 4000K |
| Optic | 12° 24° 38° Beam |
| CRI | Ra95 (R9: 74) |
| Rated Life | tp75° >50,000hrs L70B50 |
| Dimming | Suitable for leading and trailing edge dimmers. Lutron approved. |

NB: To check current dimming compatibility contact us at info@colourbox.studio.



Dimensions

| | |
|---------------------|---|
| Cut Out | Ø95mm |
| Visible Diameter | Ø75mm |
| Skim Plate Diameter | Ø145mm |
| Hole Saw | Starrett FCH0334 |
| Clearance | 10mm above 50mm from edge of cut out |

Installation Notes

Do NOT cover with insulation.
Plaster-in installation.
Please ensure installer is familiar with this method.

Colourbox Studio Ltd

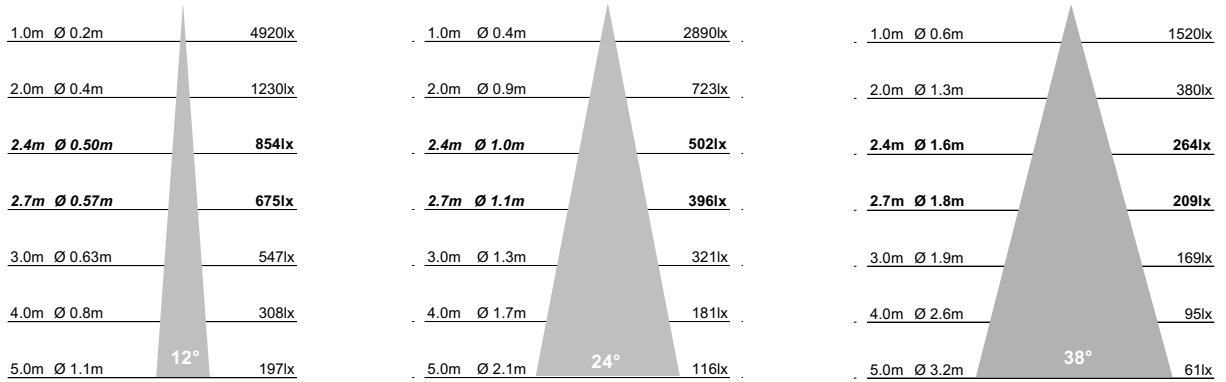
52 St Mary's Road Faversham Kent ME13 8EH
Tel: 01795 505370 Email: info@colourbox.studio

DTT Delta Trimless Tilt

75mm Adjustable Architectural Downlight

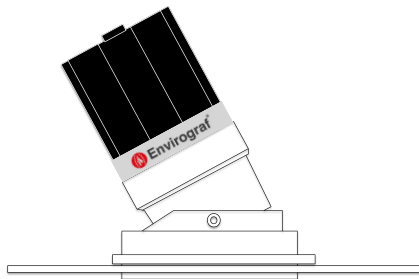
AC7

Beam Diagrams



Fire Rating Accessory

F Fire Collar IDR5035
 Manufacturer Envirograf
 Technology Intumescent 60mins
 Installation Factory fitted. Can be retro-fitted



Optical Accessories

HCL Honeycomb Louvre
 BSL Beam Softening Lens
 OSL Opal Spreader Lens
 CWF Colour Warming Filter

Electrical Accessory

CF Click Flow Plug/Play Connector

Product Configurator

| Bezel | | | Light Engine | | | Accessories | |
|--------------------|---------------------|----------------------|---------------------|-------------|---------------------------|-------------|--------------------------|
| Bezel | Bezel Colour | Baffle Colour | Light Engine | Beam | Colour Temperature | F | Fire Collar |
| DTT | W (RAL9010) | BB (RAL9005) | AC7 | 12° | 927 (2700K) | CF | Click Flow Connector |
| | B (RAL9005) | WB RAL9010 | | 24° | 930 (3000K) | HCL | Honeycomb Louvre |
| | C (Copper) | CB (Copper) | | 38° | 940 (4000K) | BSL | Beam Softening Lens |
| | BZ (Bronze) | BZB (Bronze) | | | | EMG | 3hr Emergency Conversion |
| | RAL (RAL) | RAL (RAL) | | | | | |
| Example: DTT.W.BB/ | | | AC7.38.927/ | | | F/BSL | |