

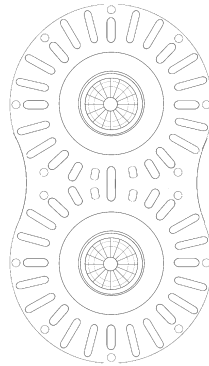
Project Ref:

Item Ref:

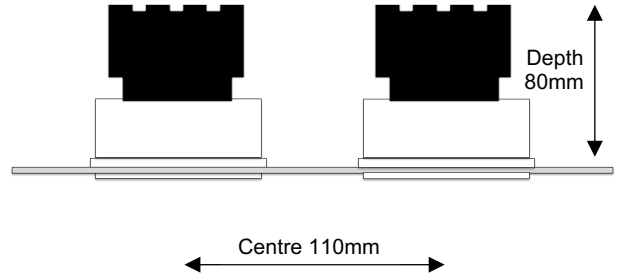
DTB2 Delta Trimless Base Twin

2x75mm Fixed Architectural Downlight

Spectrum



Cut Out: Ø2x95mm
Visible Diameter: Ø2x75mm



Centre 110mm
Depth 80mm

Luminaire Details

Type	Twin Fixed Architectural Downlight
Light Source	Spectrum Pure LED Light Engine Spectrum Ambient LED Light Engine
IP Rating	IP54 (Bathroom Zones 1&2)
Fire Rating	Optional with Envirograf accessory see page 2
Warranty	Five Years
Class	SELV Class III
Construction	Machined steel and aluminium
Bezel Finish	White RAL9010 fine texture
Bezel Options	Black, Bronze, Copper RAL finish to order



Dimensions

Cut Out	Ø2x95mm
Visible Diameter	Ø2x75mm
Skim Plate Width	145mm
Skim Plate Length	255mm
Hole Saw	Starrett FCH0334
Clearance	10mm above 50mm from edge of cut out

Installation Notes

Do NOT cover with insulation.
Plaster-in installation.
Please ensure installer is familiar with this method.

Light Engine Details

Spectrum Pure

LED	Bridgelux Thrive
Power	12.4w
Engine Lumens	1200lm
Colour Temp	2700K 3000K 4000K
Optic	100° Beam (38° + Diffuser Lens)
CRI	Ra98 (R9: 99)
Rated Life	tp90° >50,000hrs L90B10

Spectrum Ambient

LED	Bridgelux Vesta
Power	12.4w
Engine Lumens	1200lm
Colour Temp	Warm Dim 1800-3000K
Optic	100° Beam (38° + Diffuser Lens)
CRI	Ra97 (R9: 99)
Rated Life	tp90° >50,000hrs L90B10

Driver Details

Mains Dim	Osram OTe13 350mA 35v Remote mounted Pre-wired with 0.35m LS0H mains cable
-----------	--

DALI	350mA 35v Remote mounted
------	-----------------------------

Casambi	350mA 35v Remote mounted
---------	-----------------------------

NB: To check current dimming compatibility contact us at info@colourbox.studio.

Colourbox Studio Ltd

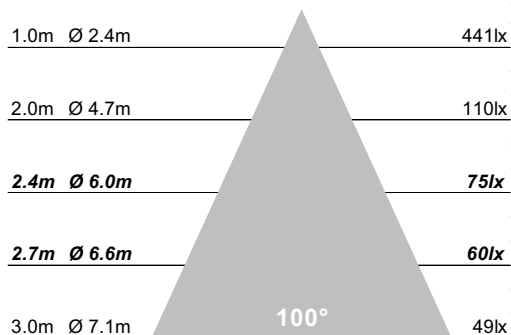
52 St Mary's Road Faversham Kent ME13 8EH
Tel: 01795 505370 Email: info@colourbox.studio

DTB2 Delta Trimless Base Twin

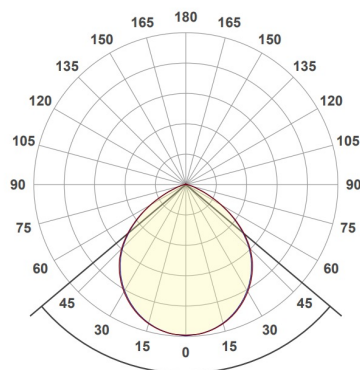
2x75mm Fixed Architectural Downlight

Spectrum

Beam Diagrams



Polar Curve

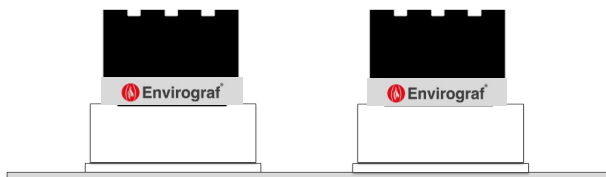


Fire Rating Accessory

F Fire Collar IDR53117
 Manufacturer Envirograf
 Technology Intumescent 60mins
 Installation Factory fitted. Can be retro-fitted.

Electrical Accessory

CF Click Flow Plug/Play Connector



Product Configurator

Bezel		Light Engine			Driver		Accessories	
Bezel	Bezel Colour	Light Engine	Beam	Colour Temperature	OM	Osram Mains Dim	F	Fire Collar
DTB2	W (RAL9010) B (RAL9005) C (Copper) BZ (Bronze) RAL (RAL)	Pure PUR Ambient AMB	38°	927 (2700K) 930 (3000K) 940 (4000K) 1830 (1800-3000K)	D TC	DALI Tridonic Casambi	CF EMG	Click Flow Connector 3hr Emergency Conversion
Example: DTB2.W.BB/		PUR.38.927/			OM/		F/BSL	