

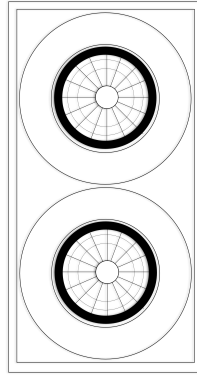
Project Ref:

Item Ref:

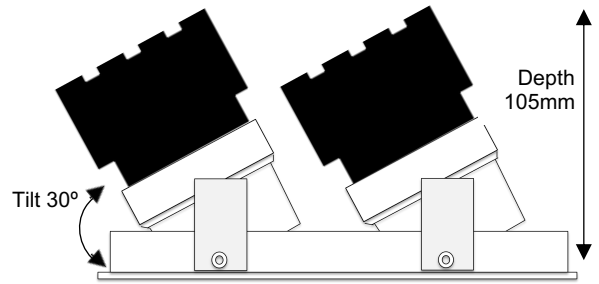
CRT2 Cubitt Recess Tilt Twin

90x167mm Adjustable Architectural Downlight

Spectrum



Cut Out: 82x164mm
Outer Dimensions: 90x167mm



Luminaire Details

Type	Adjustable Architectural Downlight
Light Source	Spectrum LED light engine with integral mains dim driver
IP Rating	IP54 (Bathroom Zones 1&2)
Fire Rating	Optional with Envirograf accessory see page 2
Warranty	Five Years
Class	SELV Class III
Construction	Machined steel and aluminium
Bezel Finish	White RAL9010 fine texture
Bezel Options	Black, Bronze, Copper RAL finish to order
Baffle Finish	Black RAL9005
Baffle Options	White RAL9010, Bronze, Copper RAL finish to order



Dimensions

Width	90mm
Length	167mm
Cut Out	82x164mm
Clearance	10mm above 50mm from edge of cut out

Installation Notes

Do NOT cover with insulation.
Suitable for plasterboard ceilings.

Light Engine Details

Spectrum Pure

LED	Bridgelux Thrive
Power	12.4w
Engine Lumens	1200lm
Colour Temp	2700K 3000K 4000K
Optic	15° 24° 38° 60° Beam
CRI	Ra98 (R9: 99)
Rated Life	tp90° >50,000hrs L90B10

Spectrum Ambient

LED	Bridgelux Vesta
Power	12.4w
Engine Lumens	1200lm
Colour Temp	Warm Dim 1800-3000K
Optic	15° 24° 38° 60° Beam
CRI	Ra97 (R9: 99)
Rated Life	tp90° >50,000hrs L90B10

Driver Details

Mains Dim Osram OTe13 350mA 35v
Remote mounted
Pre-wired with 0.35m LS0H mains cable

DALI 350mA 35v
Remote mounted

Casambi 350mA 35v
Remote mounted

NB: To check current dimming compatibility contact us at info@colourbox.studio.

Colourbox Studio Ltd

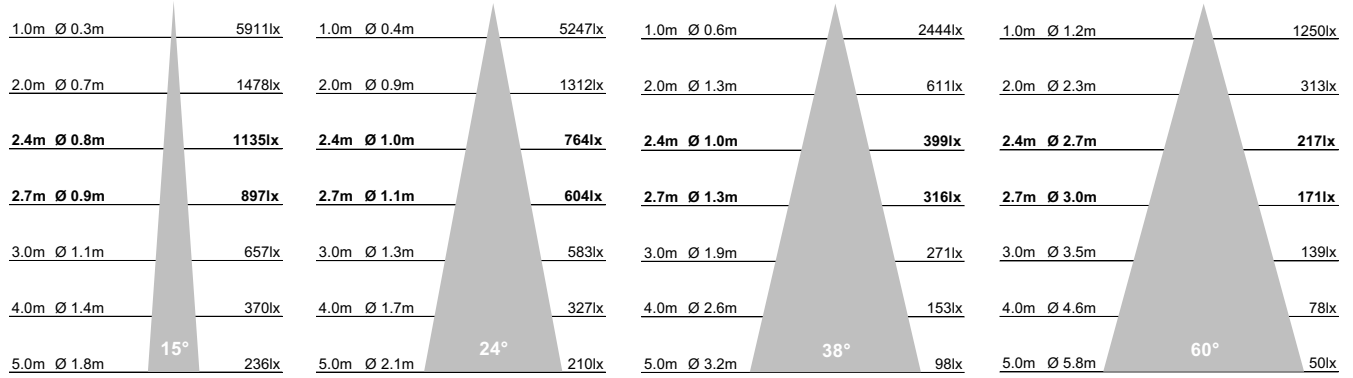
52 St Mary's Road Faversham Kent ME13 8EH
Tel: 01795 505370 Email: info@colourbox.studio

CRT2 Cubitt Recess Tilt Twin

90x167mm Adjustable Architectural Downlight


Spectrum

Beam Diagrams



Fire Rating Accessory

FH Bespoke Fire Hood L:190 W:150 H:130mm
 Manufacturer Envirograf
 Technology Intumescent 30/60/90mins
 Installation Site fitted.



Optical Accessories

HCL Honeycomb Louvre
 BSL Beam Softening Lens
 OSL Opal Spreader Lens
 CWF Colour Warming Filter

Electrical Accessory

CF Click Flow Plug/Play Connector

Product Configurator

Bezel			Light Engine			Driver			Accessories	
Bezel	Bezel Colour	Baffle Colour	Light Engine	Beam	Colour Temperature	OM	Osram Mains Dim	FH	Fire Hood	
	W (RAL9010)	BB (RAL9005)	Pure PUR	15°	927 (2700K)	D	DALI	CF	Click Flow Connector	
	B (RAL9005)	WB RAL9010	Ambient AMB	24°	930 (3000K)	TC	Tridonic Casambi	HCL	Honeycomb Louvre	
CRT2	C (Copper)	CB (Copper)		38°	940 (4000K)			BSL	Beam Softening Lens	
	BZ (Bronze)	BZB (Bronze)		60°	1830 (1800-3000K)			EMG	3hr Emergency Conversion	
	RAL (RAL)	RAL (RAL)								
Example: CRT2.W.BB/			PUR.38.927/			OM/			BSL	