

Project Ref:

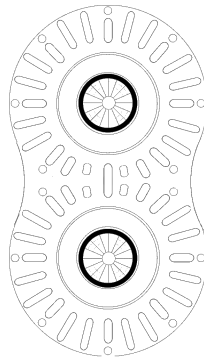
COLOURBOX.STUDIO

Item Ref:

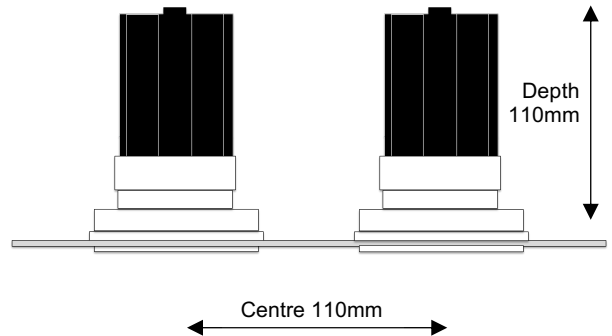
# APF2 Apollo Plaster-In Fixed Twin

2x75mm Fixed Architectural Downlight

AC7

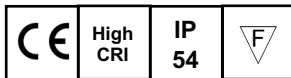


Cut Out: Ø2x95mm  
Visible Diameter: Ø2x75mm



## Luminaire Details

Type	Twin Fixed Architectural Downlight
Light Source	AC7 LED light engine with integral mains dim driver
IP Rating	IP54 (Bathroom Zones 1&2)
Fire Rating	Optional with Envirograf accessory see page 2
Warranty	Five Years
Construction	Machined steel and aluminium
Bezel Finish	White RAL9010 fine texture
Bezel Options	Black, Bronze, Copper RAL finish to order
Baffle Finish	Black RAL9005
Baffle Options	White RAL9010, Bronze, Copper RAL finish to order



## Dimensions

Cut Out	Ø2x95mm
Visible Diameter	Ø2x75mm
Skim Plate Width	145mm
Skim Plate Length	255mm
Hole Saw	Starrett FCH0334
Clearance	10mm above 50mm from edge of cut out

## Installation Notes

Do NOT cover with insulation.  
Plaster-in installation.  
Please ensure installer is familiar with this method.

## Light Engine Details

<b>AC7</b>	
Driver	Integral Mains Dim
Class	Class II
Power	9.5w
Engine Lumens	750lm
Colour Temp	2700K 3000K 4000K
Optic	12° 24° 38° Beam
CRI	Ra95 (R9: 74)
Rated Life	tp75° >50,000hrs L70B50
Dimming	Suitable for leading and trailing edge dimmers. Lutron approved.
NB:	To check current dimming compatibility contact us at <a href="mailto:info@colourbox.studio">info@colourbox.studio</a> .

## Colourbox Studio Ltd

52 St Mary's Road Faversham Kent ME13 8EH  
Tel: 01795 505370 Email: [info@colourbox.studio](mailto:info@colourbox.studio)

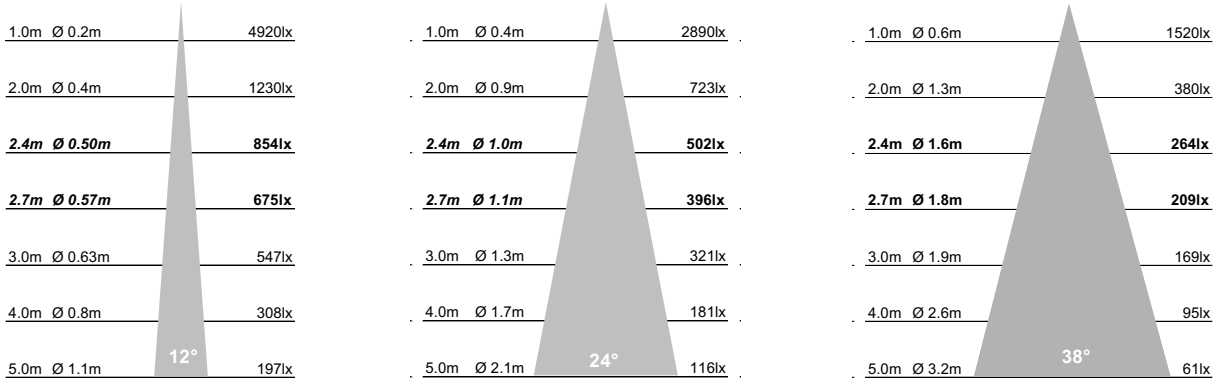
[www.colourbox.studio](http://www.colourbox.studio)

# APF2 Apollo Plaster-In Fixed Twin

2x75mm Fixed Architectural Downlight

AC7

## Beam Diagrams



## Fire Rating Accessory

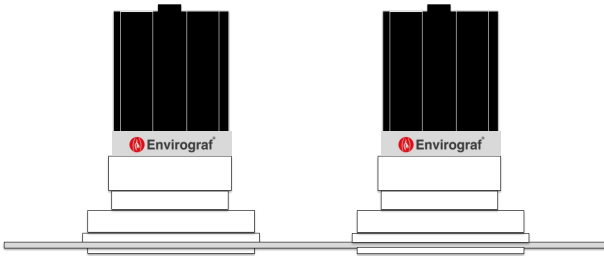
F Fire Collar IDR5035  
 Manufacturer Envirograf  
 Technology Intumescent 60mins  
 Installation Factory fitted. Can be retro-fitted.

## Optical Accessories

HCL Honeycomb Louvre  
 BSL Beam Softening Lens  
 OSL Opal Spreader Lens  
 CWF Colour Warming Filter

## Electrical Accessory

CF Click Flow Plug/Play Connector



## Product Configurator

Bezel			Light Engine			Accessories	
Bezel	Bezel Colour	Baffle Colour	Light Engine	Beam	Colour Temperature	F	Fire Collar
	W (RAL9010)	BB (RAL9005)		12°	927 (2700K)	CF	Click Flow Connector
	B (RAL9005)	WB RAL9010	AC7	24°	930 (3000K)	IP	IP65 Upgrade
APF2	C (Copper)	CB (Copper)		38°	940 (4000K)	HCL	Honeycomb Louvre
	BZ (Bronze)	BZB (Bronze)				BSL	Beam Softening Lens
	RAL (RAL)	RAL (RAL)				EMG	3hr Emergency Conversion
Example: APF2.W.BB/			AC7.38.927/			F/BSL	